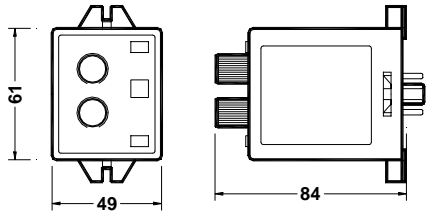


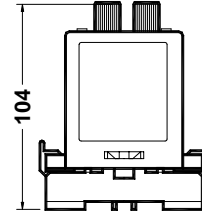
STDV- 1/STDV- 2/STDV-

DIMENSIONS 規格尺寸

STDV-N

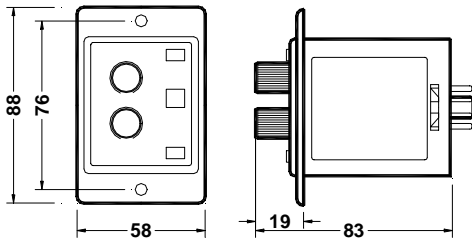


STDV-N + 8PFA

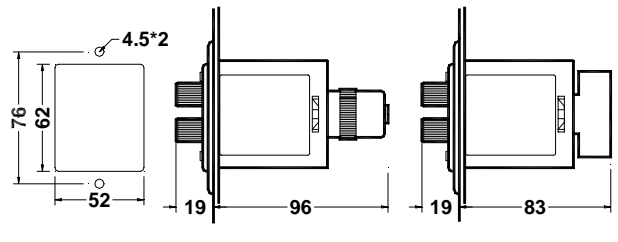


UNIT :mm

STDV-Y

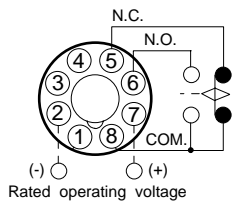


INSERT HOLE 。 STDV-Y + US-08 。 STDV-Y + P3G-08

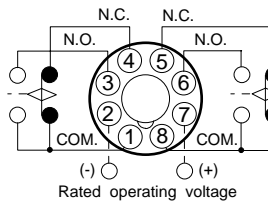


OPERATION 操作方式

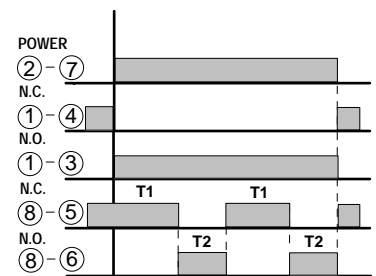
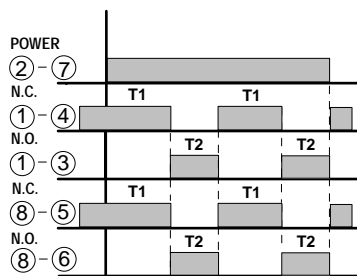
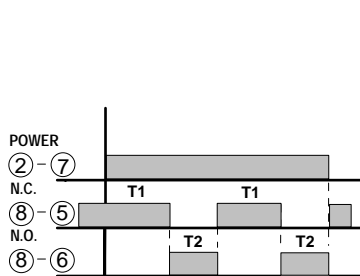
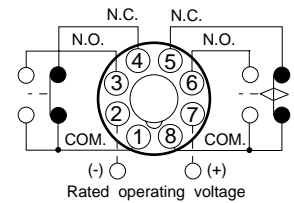
STDV- 1





STDV- 2



STDV-



COM. : Common terminal
 N.C. : Normally closed contact
 N.O. : Normally open contact
 : Flicker out contact
 : Instantaneous contact

- NOTE:
- Set time should be greater than min. operation time.
 - Once power is cut off or timing operation is completed, Power off time is needed to start the operation again.
 - Do not change the set time during operation.
 - When changing set time, cut off power and set the time.