

總數及一段設定計數器

TOTAL COUNTER & 1 PRESET COUNTER



CA-60

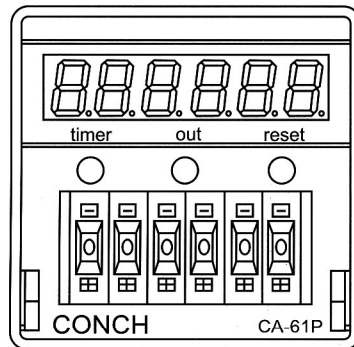


CA-61P

產品規格 Specification

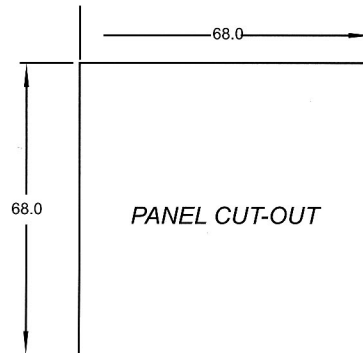
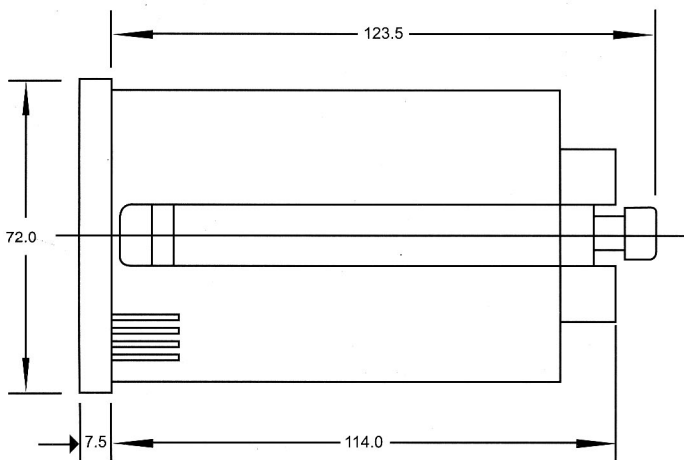
型號 Item No	CA-21P	CA-41P	CA-51P	CA-61P	CA-40	CA-60
顯示範圍 Display Range	2 Digit	4 Digit	5 Digit	6 Digit	4 Digit	6 Digit
設定範圍 Setting Range	1~99	1-9999	1-99999	1-999999		
字型尺寸 Character Height	LED 0.56"		LED 0.4"		LED 0.56"	LED 0.4"
計數輸入 Input Signal Mode	有接點輸入 Contact input:25Hz			無接點輸入 non-contact input:3KHz(on-off ratio 1:1)		
輸出方式 Output System	1 Relay output (1a,b AC 250V/5A) ,0.1~5 seconds					
復歸方式 Reset System	External, Manual & Auto Reset				External Manual	
輸入信號 Input level	NPN,open collector					
停電記憶 Power Failure Memory	Back up time is as long as 2000hr with 3.6v/60mAh Ni-cd battery on temperature 25°C					
電源電壓 Power Supply	AC 110V/220V ±15% 50Hz/60Hz					
信號電源 DC Out for Sensor	DC 12V ±5% Max electric current capacity 100mA					
消耗電力 Power Consumption	3.3VA					
耐溫濕度 Operating Temperature Humidity	-10°C~+50°C		35%~85% RH			
尺寸規格 External Dimensions	72mm×72mm×145mm(盤面開孔Mounting flush dimension:68mm×68mm)					

外觀圖 Appearance



CA-61P

尺寸圖 Dimension Diagram



Unit:mm

開關設定

Switch Setup

一、SW1輸入頻率Response Time Switch

SW1-Hi：信號無濾波電容，頻率可達3KHz

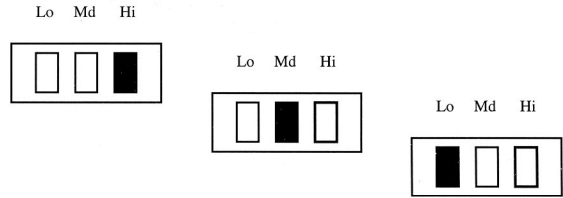
SW1-Md：信號有濾波電容，頻率可達300Hz

SW1-Lo：信號有濾波電容，頻率可達25Hz

SW1-Hi：Removes damping capacitor and allows operation up to 3KHz

SW1-Md：Connects small damping capacitor and limits counter frequency to 300Hz

SW1-Lo：Connects damping capacitor and limits counter frequency to 25Hz



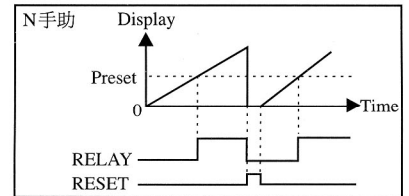
二、SW2：N.R.C.

1. § N：手動 (MANUAL), SW2-3 ON

計數值等於設定值時RELAY ON；計數繼續上數直到手動或外部復歸，RELAY才OFF，計數值歸零。

N position: Manual reset

When counter reaches the preset number, relay contact turns on and counter keeps counting up. The counter display will return to zero only when we press down the "RESET" button on the front panel or connect with terminal 12 & 11.

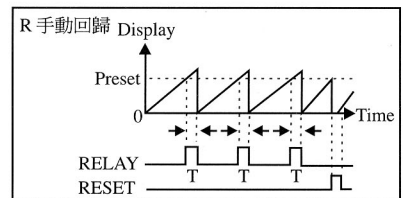
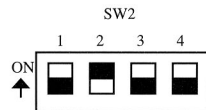


2. § R：回歸 (RETURN), SW2-2 ON

計數值等於設定值時RELAY ON,計數繼續上數,待T時間後 (面板Timer調整) RELAY Return(復歸)計數值歸零。

R position: reset automatically

When counter reaches the preset value, the relay will excite (relay contact turns on) and counter keeps counting up. After 0.1~9.9 seconds, (adjusting from the timer panel) the relay returns to low level and display returns to zero automatically.

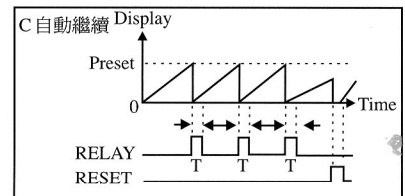


3. § C：繼續 (CONTINUE), SW2-1 ON

計數值等於設定值時RELAY ON,計數值立即歸零後,再繼續上數。待T時間後RELAY才會OFF。

C position: automatically instant reset

This reset mode may be also called as one-shot output function. When counter reaches p- preset value, the relay will turn on and display returns to zero at once and the display continues to count. The relay contact controlled by the Timer panel will return to low level after 0.1~9.9 seconds.



端子接線腳圖 Terminals Wiring Diagram.

