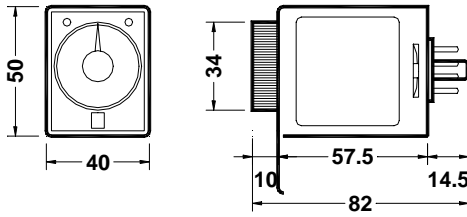


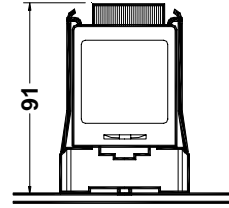
## DIMENSIONS 規格尺寸

SH3-

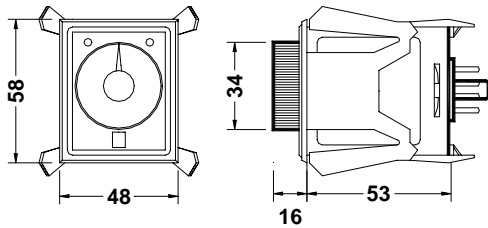


SH3- + PF085A

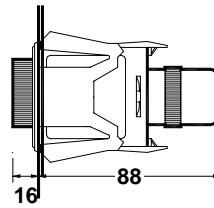
UNIT :mm



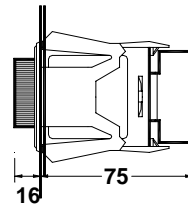
SH3- + Y-40 Adapter



SH3- + US-08

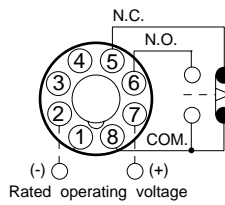


SH3- + P3G-08

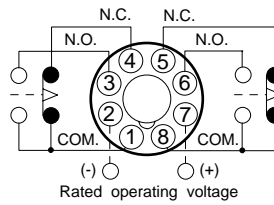


## OPERATION 操作方式

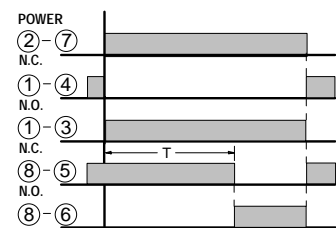
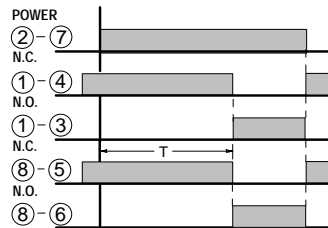
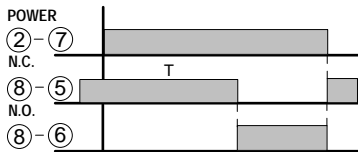
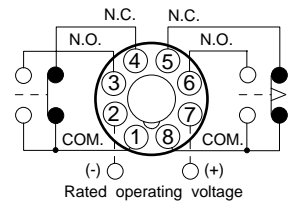
SH3-1



SH3-2



SH3-3



COM. : Common terminal  
 N.C. : Normally closed contact  
 N.O. : Normally open contact  
 ● ▲ ● : Timed out contact  
 ○ ○ : Instantaneous contact

- NOTE:
- Set time should be greater than min. operation time.
  - Once power is cut off or timing operation is completed, Power off time is needed to start the operation again.
  - Do not change the set time during operation.
  - When changing set time, cut off power and set the time.