

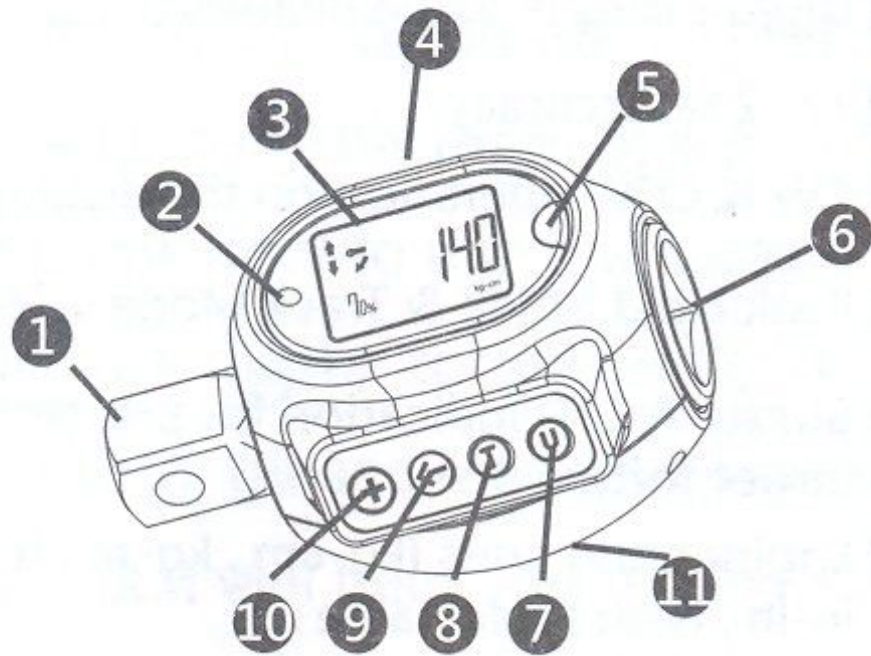
Dear Users :

Thank you for choosing our digital torque adaptor. This manual will help you to know how to use the features of your new digital torque adaptor . Before using, please read this manual carefully & it will help you to know the operation & features of this product .

MAIN FEATURES

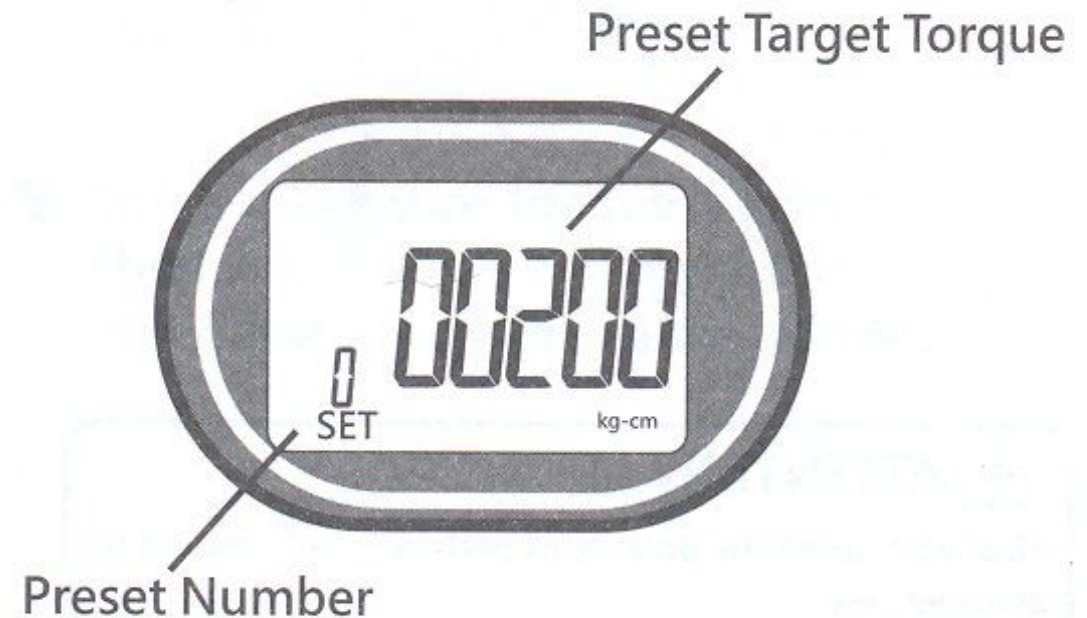
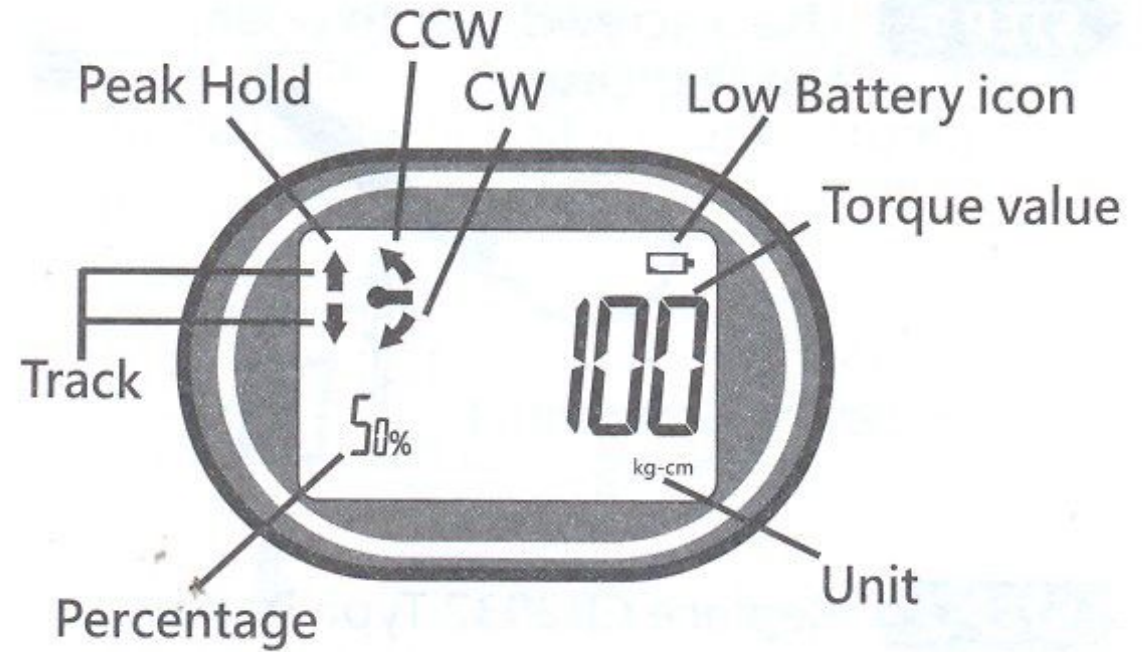
- Digital Torque Value Readout
- +/- 2 % Accuracy
- CW & CCW operation(on the display)
- Peak Hold Mode & Track Mode selectable
- Buzzer & LED indication for pre-settable target torque.
- Engineering units (kg-cm , kg-m , ft-lb , in-lb , N-m) selectable .
- Reversible LCD Display viewing direction
- The mechanism for the adaptor can be rotatable
- The percentage by comparing the applied torque with the target torque can be shown on the display .
- When no activity has been detected for 3 minutes , this unit will automatically enter sleep mode to save battery power.

NAMES & FUNTIIONS OF PARTS



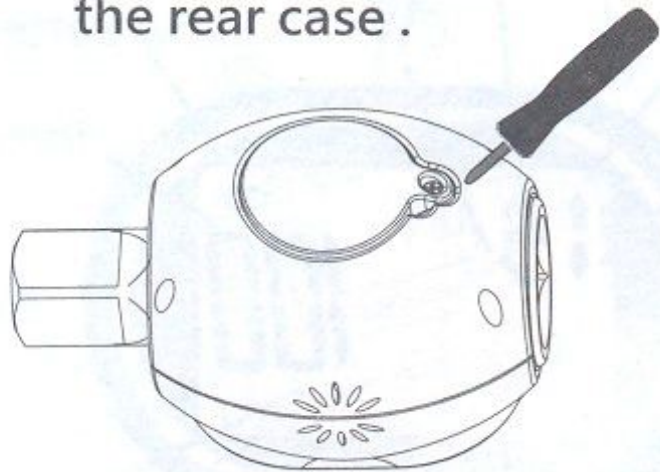
- | | |
|-----------------|---------------------------------|
| ① Adaptor | ⑦ U Unit |
| ② LED Indicator | ⑧ T Peakhold/
Track |
| ③ LCD display | |
| ④ Buzzer(side) | ⑨ \leftarrow Digit Shift |
| ⑤ MODE Button | ⑩ $+$ Add Value |
| ⑥ Adaptor | ⑪ Battery Lid |

INDICATION OF DISPLAY

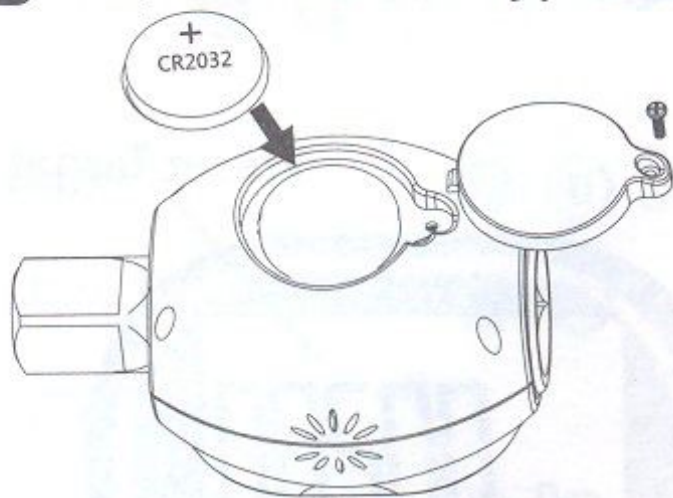


Battery Replacement

- STEP 1** Use a screwdriver to open the rear case .



- STEP 2** Replace CR2032 Type battery .



ATTENTION


Please be noted the polarity of battery , "+" should be at upper side .

Power on the adaptor

- Press Mode button to turn on the digital Torque adaptor and an auto-zeroing process will be done .



Auto-zeroing Process



Normal Mode

- Please make sure torque is zero when in the process of autozero period. Otherwise an offset will be included.

TRACK MODE OPERATION



Normal Mode(Track Mode)
Select pre-setting : 200kg-cm

↓ Apply torque



50% of Target Torque

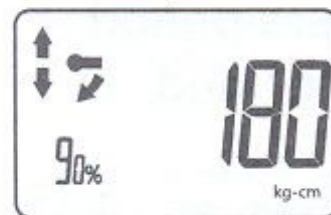
↓ Reach to 70% of Target Torque



Buzzer sound:(Bi---Bi---Bi---)

RED LED :(○ ● ----- ●)

↓ Reach to 90% of Target Torque



Buzzer sound:(Bi-Bi-Bi-Bi)

RED LED :(● ○ ● ○ ●)

Next Page

↓ Reach Target Torque



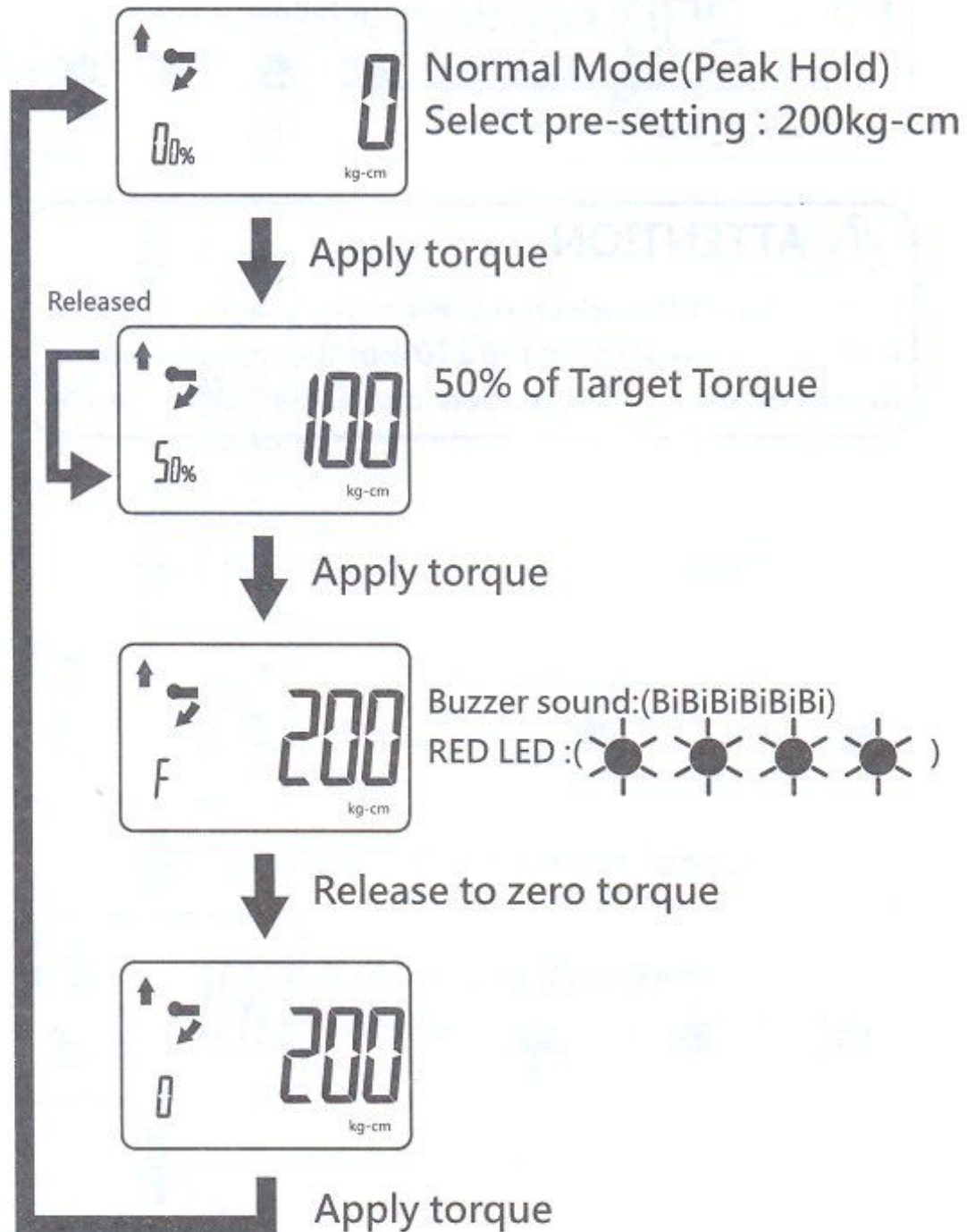
Buzzer sound:(BiBiBiBiBiBiBi)

RED LED :(● ● ● ●)

⚠ ATTENTION

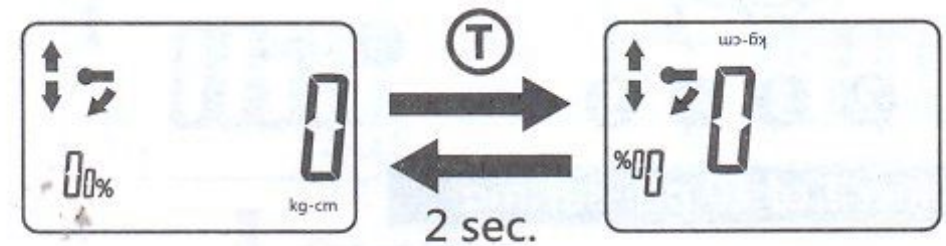
IF the value of the selected pre-setting is zero.
A default value equal to the 120% of the maximum torque
for this adaptor will be loaded into as the Target Torque

PEAK HOLD MODE OPERATION

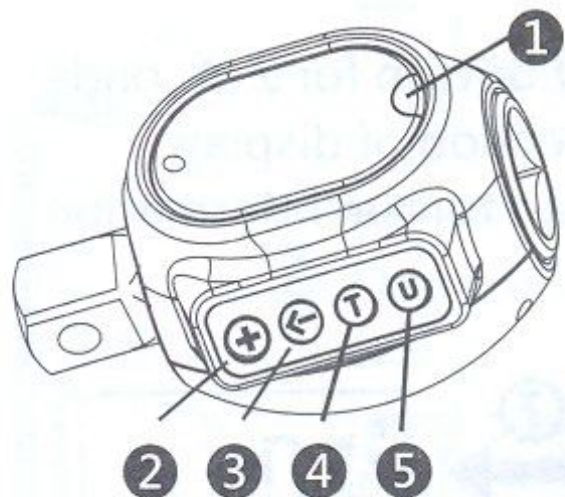


CHANGE THE DIRECTION OF DISPLAY

- Press and hold **(T)** button for 2 seconds can toggle the direction of display . it's for users to read torque information easily .

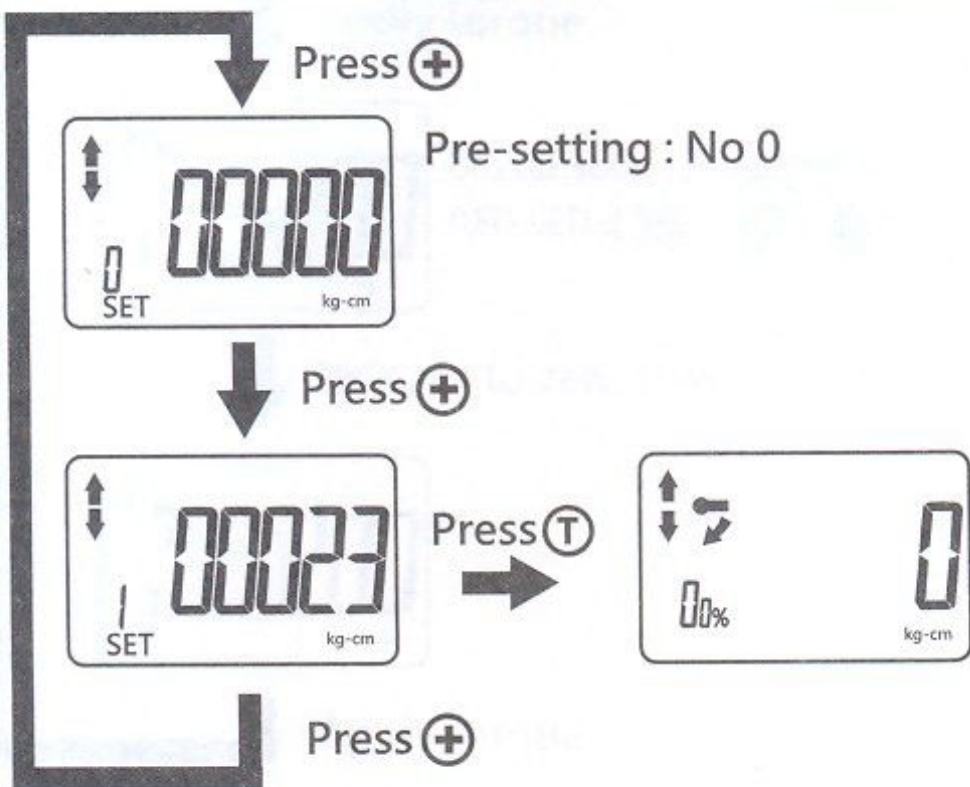


SETTING

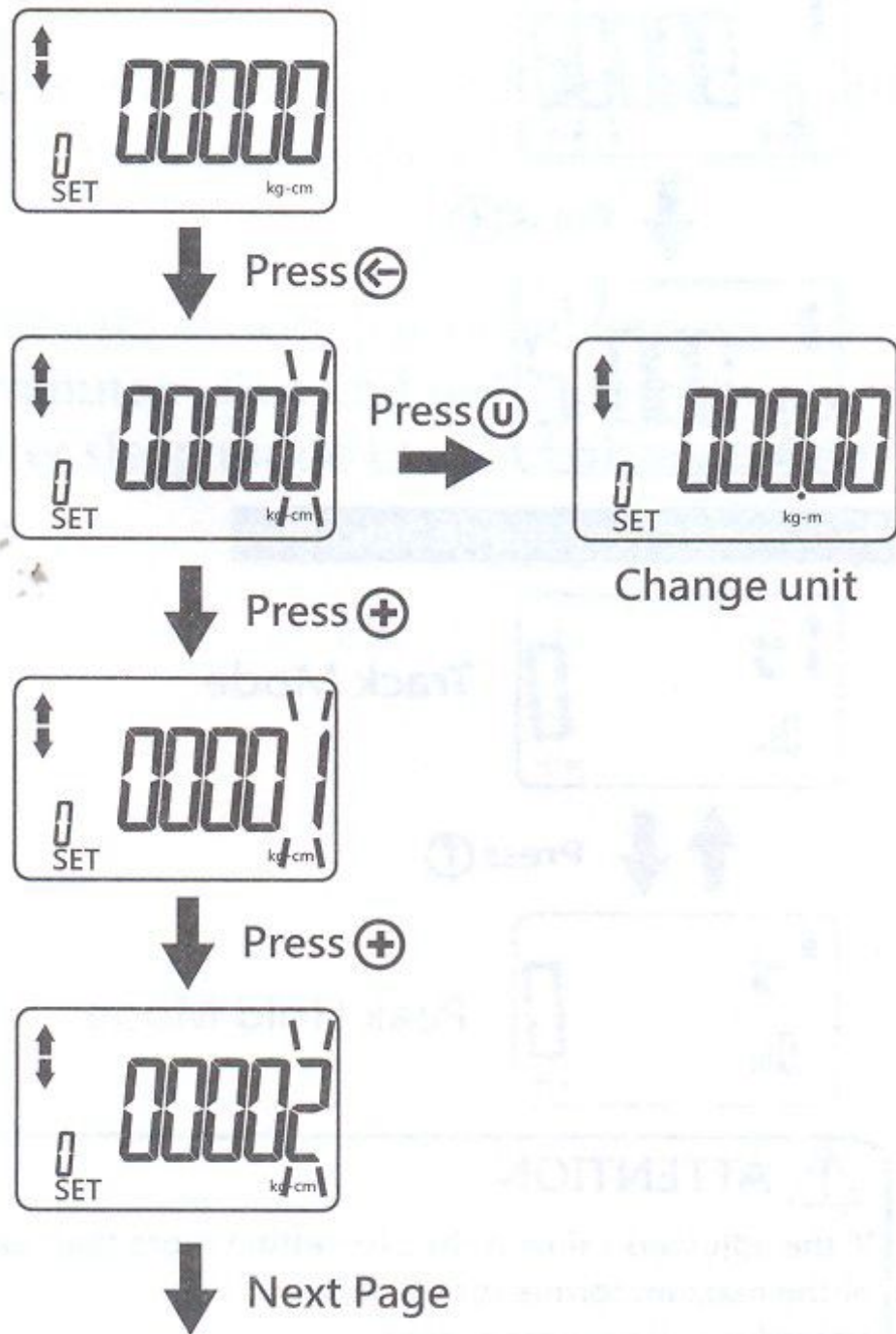


- 1 Power On/Off Backlight
- 2 Add Value
- 3 Digit shift left
- 4 Confirm/Peak/Track
- 5 Unit

Select 1 of 10 pre-setting



Adjust pre-setting value




↓ Press ⏪



↓ Press ⊕



Peak Hold/Track mode Selection



Track Mode

↑ ↓ Press ⊕



Peak Hold Mode

⚠ ATTENTION

IF the adjusted value of the pre-setting more than 120% of the maximum torque for this adaptor .
The value will be reset to zero .

Power off the adaptor

- Press and hold Mode button for 2 seconds to turn off the adaptor .
- When no activity has been detected for 3 minutes . This unit will automatically enter sleep mode to save battery power.


LOW BATTERY VOLTAGE INDICATION

- When battery voltage is under 2.6V . A low battery icon will be shown on the display



Battery voltage under 2.6V

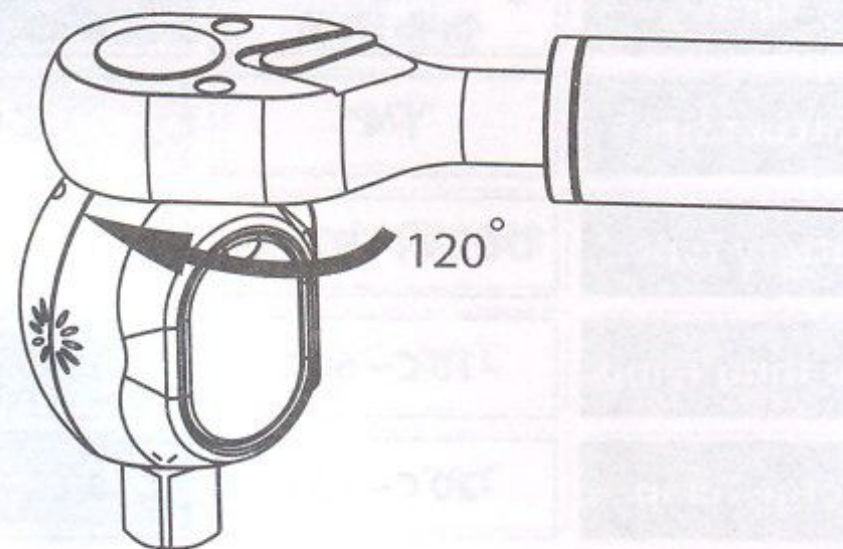
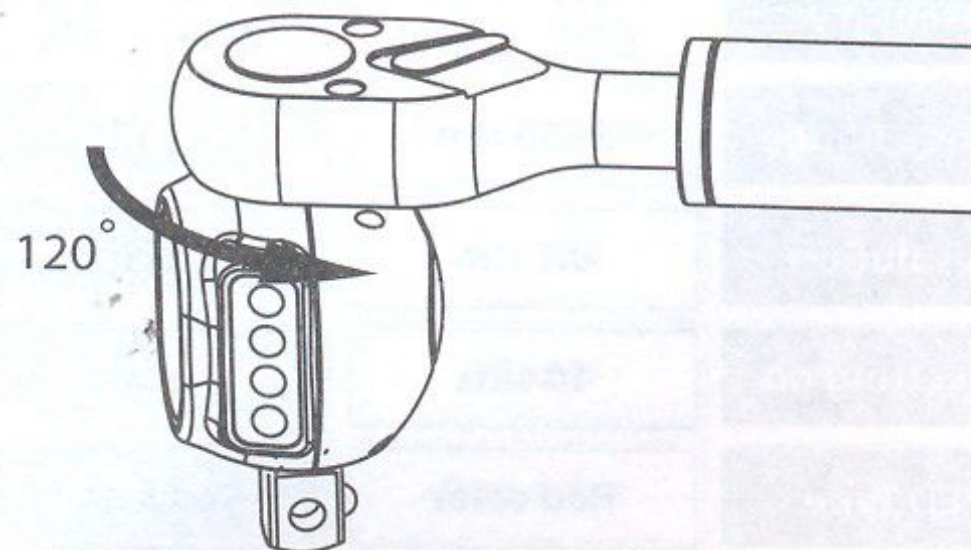
- When battery voltage is under 2.4V . A low battery icon will be blinking on the display. Please replace a new battery .



Battery voltage under 2.4V

USER FRIENDLY

Rotatable mechanism can get total 240° view area for easily reading the information shown on the LCD display.



MODELS

	Model A	Model B
Model	TEA01-1/4"	TEA01-3/8"
Accuracy	CW : ± 2% CCW : ± 2%	CW : ± 2% CCW : ± 2%
Torque Range	3~30 Nm	27~135 Nm
Resolution	0.1 Nm	0.1 Nm
Pre-setting no.	10 sets	10 sets
LED Type	Red color	Red color
Unit	Kg-cm , Kg-m , ft-lb in-lb , N-m	Kg-cm , Kg-m , ft-lb in-lb , N-m
Ratchet size	1/4"	3/8"
Battery Type	DC 3V , CR2032	DC 3V , CR2032
Operating Temp.	-10°C~ 60°C	-10°C~ 60°C
Storage Temp.	-20°C~ 70°C	-20°C~ 70°C

MODELS

	Model C	Model D
Model	TEA01-1/2"	TEA01-3/4"
Accuracy	CW : ± 2% CCW : ± 2%	CW : ± 2% CCW : ± 2%
Torque Range	40~200 Nm	100~500 Nm
Resolution	0.1 Nm	0.1 Nm
Pre-setting no.	10 sets	10 sets
LED Type	Red color	Red color
Unit	Kg-cm , Kg-m , ft-lb in-lb , N-m	Kg-cm , Kg-m , ft-lb in-lb , N-m
Ratchet size	1/2"	3/4"
Battery Type	DC 3V , CR2032	DC 3V , CR2032
Operating Temp.	-10°C~ 60°C	-10°C~ 60°C
Storage Temp.	-20°C~ 70°C	-20°C~ 70°C