

Features

- Global certificates
- Universal AC input / Full range
- 3 pole AC inlet IEC320-C14, Class I power unit
- Built-in active PFC function
- No load power consumption < 0.15W
- Energy efficiency Level VI
- Comply with EISA 2007/DoE, NRCAN, Korea K-MEPS, AU/NZ MEPS, EU ErP and CoC Version 5
- Protections: Short circuit / Overload / Over voltage / Over temperature
- Fanless design with -30~+70°C working temperature
- Fully enclosed plastic case
- LED indicator for power on

Applications

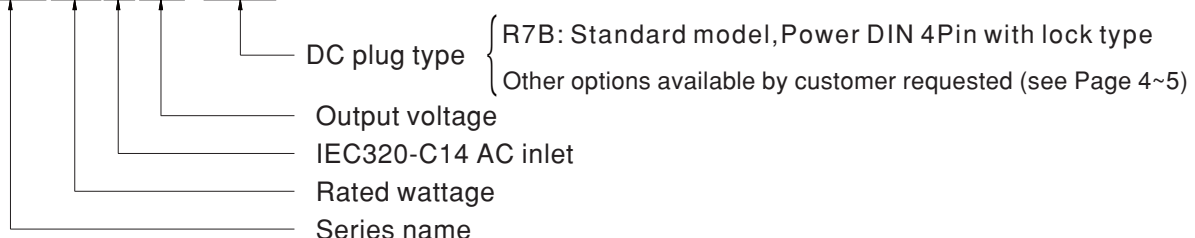
- Consumer electronic devices
- Telecommunication devices
- Office facilities
- Industrial equipments

Description

GST220A is a highly reliable, 220W desktop style single-output green adaptor series. This product is a class I power unit (with FG), equipped with a standard IEC320-C14 AC inlet and adopting the input range from 85VAC to 264VAC. The entire series supplies different models with output voltages ranging between 12VDC and 48VDC that can satisfy the demands for various types of consumer electronic devices. With the efficiency up to 94.5% and the extremely low no-load power consumption below 0.15W, GST220A is compliant with USA EISA 2007/DoE, Canada NRCAN, Australia and New Zealand MEPS, Korea K-MEPS, EU ErP and Code of Conduct (CoC) Version 5. The supreme feature allows the adaptor to save the energy when it is either under the operating mode or the standby mode. The entire series utilizes the 94V-0 flame retardant plastic case. GST220A is certified for the international safety regulations.

Model Encoding

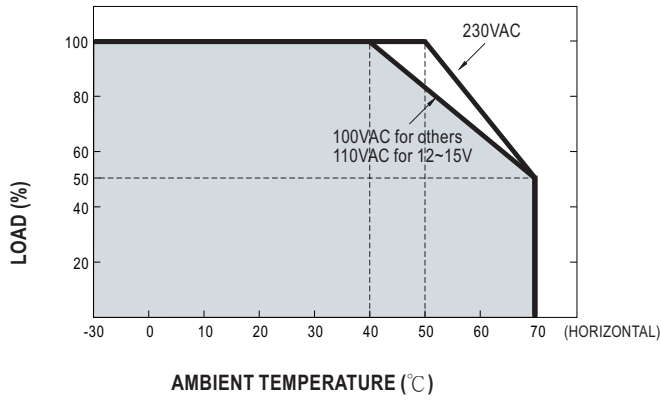
GST 220A 12 - R7B



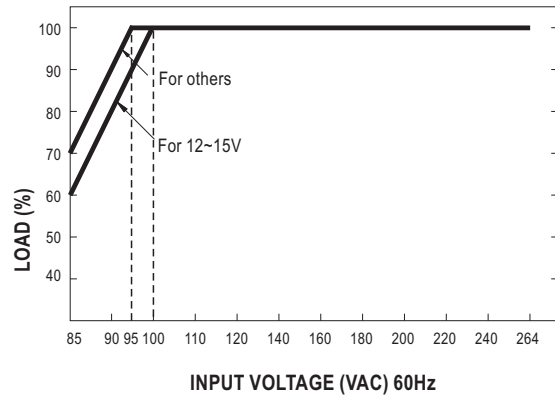
SPECIFICATION

| ORDER NO. | | GST220A12-R7B | GST220A15-R7B | GST220A20-R7B | GST220A24-R7B | GST220A36-R7B | GST220A48-R7B | | |
|--------------------------|---|---|--|---------------|---------------|---|-------------------------------------|---|--|
| OUTPUT | SAFETY MODEL NO. | GST220A12 | GST220A15 | GST220A20 | GST220A24 | GST220A36 | GST220A48 | | |
| | DC VOLTAGE <small>Note.2</small> | 12V | 15V | 20V | 24V | 36V | 48V | | |
| | RATED CURRENT | 15A | 13.4A | 11A | 9.2A | 6.1A | 4.6A | | |
| | CURRENT RANGE | 0 ~ 15A | 0 ~ 13.4A | 0 ~ 11A | 0 ~ 9.2A | 0 ~ 6.1A | 0 ~ 4.6A | | |
| | RATED POWER (max.) | 180W | 201W | 220W | 221W | 219.6W | 221W | | |
| | RIPPLE & NOISE (max.) <small>Note.3</small> | 80mVp-p | 100mVp-p | 120mVp-p | 150mVp-p | 200mVp-p | 200mVp-p | | |
| | VOLTAGE TOLERANCE <small>Note.4</small> | ±5.0% | ±5.0% | ±4.0% | ±3.0% | ±2.0% | ±2.0% | | |
| | LINE REGULATION <small>Note.5</small> | ±1.0% | ±1.0% | ±1.0% | ±1.0% | ±1.0% | ±1.0% | | |
| | LOAD REGULATION | ±5.0% | ±5.0% | ±4.0% | ±3.0% | ±2.0% | ±2.0% | | |
| | SETUP, RISE TIME <small>Note.6</small> | 2000ms, 50ms / 230VAC 2000ms, 50ms / 115VAC at full load | | | | | | | |
| HOLD UP TIME (Typ.) | 20ms / 230VAC 20ms / 115VAC at full load | | | | | | | | |
| INPUT | VOLTAGE RANGE <small>Note.7</small> | 85 ~ 264VAC 120 ~ 370VDC | | | | | | | |
| | FREQUENCY RANGE | 47 ~ 63Hz | | | | | | | |
| | POWER FACTOR (Typ.) | PF>0.91 / 230VAC PF>0.98 / 115VAC at full load | | | | | | | |
| | EFFICIENCY (Typ.) | 90% | 90% | 92% | 93.5% | 93% | 94.5% | | |
| | AC CURRENT (Typ.) | 4A / 115VAC 2A / 230VAC | | | | | | | |
| | INRUSH CURRENT (max.) | Cold start 60 / 115AC 120A / 230VAC | | | | | | | |
| LEAKAGE CURRENT(max.) | 0.75mA / 240VAC | | | | | | | | |
| PROTECTION | OVERLOAD | 105 ~ 135% rated output power Protection type : Hiccup mode, recovers automatically after fault condition is removed | | | | | | | |
| | OVER VOLTAGE | 105 ~ 135% rated output voltage Protection type : Hiccup mode @ 10%load | | | | | | | |
| | OVER TEMPERATURE | Shut down o/p voltage, recovers automatically after temperature goes down | | | | | | | |
| ENVIRONMENT | WORKING TEMP. | -30 ~ +70°C (Refer to "Derating Curve") | | | | | | | |
| | WORKING HUMIDITY | 20% ~ 90% RH non-condensing | | | | | | | |
| | STORAGE TEMP., HUMIDITY | -40 ~ +85°C, 10 ~ 95% RH non-condensing | | | | | | | |
| | TEMP. COEFFICIENT | ±0.03% / °C (0~50°C) | | | | | | | |
| | VIBRATION | 10 ~ 500Hz, 2G 10min./1cycle, period for 60min. each along X, Y, Z axes | | | | | | | |
| SAFETY & EMC (Note. 9) | SAFETY STANDARDS <small>Note. 8</small> | UL60950-1, CSA C22.2, TUV EN60950-1, BSMI CNS14336, CCC GB4943, PSE J60950-1, AS/NZS 60950.1, BIS IS13252, KC K60950-1, EAC TP TC 004 approved; SIRIM MS IEC60950-1 (optional) approved (UL60950-1, CSA C22.2, TUV EN60950-1, BSMI CNS14336, CCC GB4943, PSE J60950-1, AS/NZS 60950.1 for GST220A36-R7B) | | | | | | | |
| | WITHSTAND VOLTAGE | I/P-O/P: 3KVAC I/P-FG: 2KVAC O/P-FG: SHORT | | | | | | | |
| | ISOLATION RESISTANCE | I/P-O/P: 100M Ohms / 500VDC / 25°C / 70% RH | | | | | | | |
| | EMC EMISSION | Parameter | Standard | | | | | Test Level / Note | |
| | | Conducted emission | EN55032(CISPR32), FCC PART 15 / CISPR22 CAN ICES-3(B)/NMB-3(B), CNS13438, GB17625.1 EAC TP TC 020, MSIP KN32 | | | | | Class B | |
| | | Radiated emission | EN55032(CISPR32), FCC PART 15 / CISPR22 CAN ICES-3(B)/NMB-3(B), CNS13438, GB17625.1 EAC TP TC 020, MSIP KN32 | | | | | Class B | |
| | | Harmonic current | EN61000-3-2, GB9254 | | | | | Class A | |
| | EMC IMMUNITY | Voltage flicker | EN61000-3-3 | | | | | ----- | |
| | | Parameter | Standard | | | | | Test Level / Note | |
| | | ESD | EN61000-4-2 | | | | | Level 4, 15KV air; Level 4, 8KV contact | |
| RF field susceptibility | | EN61000-4-3 | | | | | Level 2, 3V/m | | |
| EFT bursts | | EN61000-4-4 | | | | | Level 2, 1KV | | |
| Surge susceptibility | | EN61000-4-5 | | | | | Level 3, 1KV/Line-Line, 2KV/Line-FG | | |
| Conducted susceptibility | | EN61000-4-6 | | | | | Level 2, 3V | | |
| Magnetic field immunity | EN61000-4-8 | | | | | Level 2, 3A/m | | | |
| | Voltage dips, interruption | | | | | >95% dip 0.5 periods, 30% dip 25 periods, >95% interruptions 250 periods | | | |
| OTHERS | MTBF | 209.4K hrs min. MIL-HDBK-217F(25°C) | | | | | | | |
| | DIMENSION | 210*85*46mm (L*W*H) | | | | | | | |
| | PACKING | 1.1Kg; 12pcs/14.2Kg/0.96CUFT | | | | | | | |
| CONNECTOR | PLUG | See page 4~5 ; Other type available by customer requested | | | | | | | |
| | CABLE | See page 4~5 ; Other type available by customer requested | | | | | | | |
| NOTE | <p>1. All parameters are specified at 230VAC input, rated load, 25°C 70% RH ambient.</p> <p>2. DC voltage: The output voltage set at point measure by plug terminal & 50% load.</p> <p>3. Ripple & noise are measured at 20MHz by using a 12" twisted pair terminated with a 0.1µf & 47µf capacitor.</p> <p>4. Tolerance: includes set up tolerance, line regulation, load regulation.</p> <p>5. Line regulation is measured from low line to high line at rated load.</p> <p>6. Length of set up time is measured at first cold start. Turning ON/OFF the power supply may lead to increase of the set up time.</p> <p>7. Derating may be needed under low input voltage. Please check the derating curve for more details.</p> <p>8. The demand for Malaysia safety is processed with the order no. GST220A □ -SIRIM by request. Please contact MEAN WELL for details.</p> <p>9. The power supply is considered as an independent unit, but the final equipment still need to re-confirm that the whole system complies with the EMC directives. For guidance on how to perform these EMC tests, please refer to "EMI testing of component power supplies." (as available on http://www.meanwell.com)</p> | | | | | | | | |

■ Derating Curve

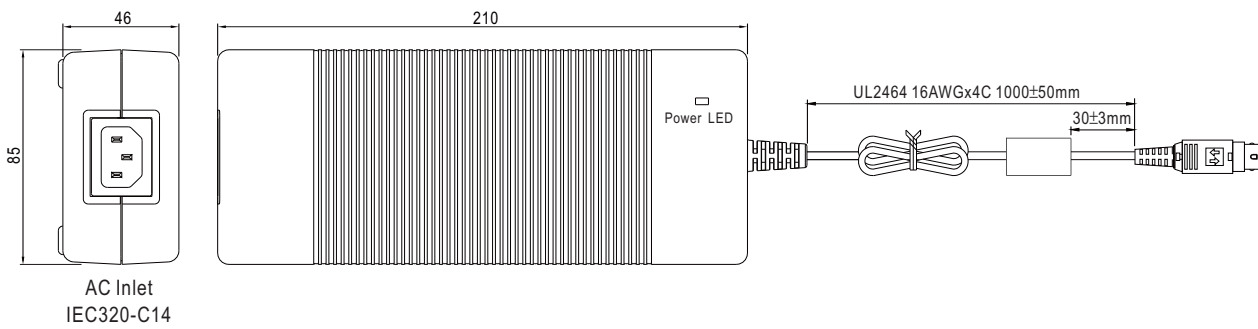


■ Static Characteristics



■ Mechanical Specification

Case No. 961A Unit:mm


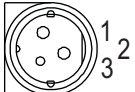
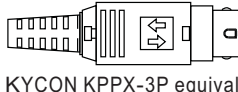


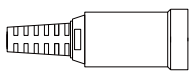





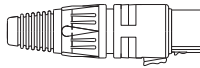


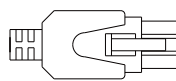


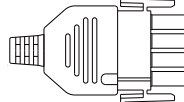



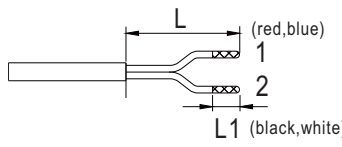
■ DC output plug

◎ Standard plug: R7B

| R7B | | Pin Assignment | | | | | | | | | | | |
|---------|--------------------------|----------------|---|---------|--------|---|-----|---|-----|---|-----|---|-----|
| | | | | | | | | | | | | | |
| | KYCON KPPX-4P equivalent | | | | | | | | | | | | |
| | | | <table border="1"> <thead> <tr> <th>PIN NO.</th> <th>OUTPUT</th> </tr> </thead> <tbody> <tr><td>1</td><td>+Vo</td></tr> <tr><td>2</td><td>-Vo</td></tr> <tr><td>3</td><td>-Vo</td></tr> <tr><td>4</td><td>+Vo</td></tr> </tbody> </table> | PIN NO. | OUTPUT | 1 | +Vo | 2 | -Vo | 3 | -Vo | 4 | +Vo |
| PIN NO. | OUTPUT | | | | | | | | | | | | |
| 1 | +Vo | | | | | | | | | | | | |
| 2 | -Vo | | | | | | | | | | | | |
| 3 | -Vo | | | | | | | | | | | | |
| 4 | +Vo | | | | | | | | | | | | |

© Optional DC plug:

| Min. DIN 3 Pin with Lock (male) | Type No. | Pin Assignment | |
|---|----------|----------------|--------|
| | | PIN No. | Output |
|    <p>KYCON KPPX-3P equivalent</p> | R6B | 1 | +Vo |
| | | 2 | -Vo |
| | | 3 | +Vo |
| Min. DIN 4 Pin with Lock (female) | Type No. | Pin Assignment | |
|    <p>KYCON KPJX-CM-4S equivalent</p> | R7BF | 1 | +Vo |
| | | 2 | -Vo |
| | | 3 | -Vo |
| | | 4 | +Vo |
| DIN 5 Pin (male) | Type No. | Pin Assignment | |
|    | R1B | 1 | -Vo |
| | | 2 | -Vo |
| | | 3 | +Vo |
| | | 4 | -Vo |
| | | 5 | +Vo |
| NEUTRIK XLR NC4FX equivalent | Type No. | Pin Assignment | |
|    | MIC4 | 1 | +Vo |
| | | 2 | +Vo |
| | | 3 | -Vo |
| | | 4 | -Vo |
| MOLEX 39-01-2060 (4.2mm) equivalent | Type No. | Pin Assignment | |
|    <p>FG not connected to output connector</p> | C6P | 1 | +Vo |
| | | 2 | +Vo |
| | | 3 | +Vo |
| | | 4 | -Vo |
| | | 5 | -Vo |
| | | 6 | -Vo |
| AMP 1-480702-0 (6.35mm) equivalent | Type No. | Pin Assignment | |
|    <p>FG not connected to output connector</p> | C4P | 1 | +Vo |
| | | 2 | +Vo |
| | | 3 | -Vo |
| | | 4 | -Vo |

| Stripped and tinned leads | Type No. | Pin Assignment | |
|--|-------------|----------------|--------|
| | | PIN No. | Output |
|   <p>Length of Land L1 by request (MW's standard length, L: <u>25</u> mm, L1: <u>5</u> mm)</p> | by customer | 1 | +Vo |
| | | 2 | -Vo |

■ **Installation Manual**

Please refer to : <http://www.meanwell.com/manual.html>