



■ Features

- **Global certificates**
- Universal AC input / Full range
- 2 pole EURO plug, Class II power unit
- No load power consumption < 0.075W
- **Energy efficiency Level VI**
- Comply with EU ErP and CoC Version 5
- Protections: Short circuit / Overload / Over voltage
- Fully enclosed plastic case
- Pass LPS
- -30~+70°C wide range working temperature
- LED indicator for power on

■ Applications

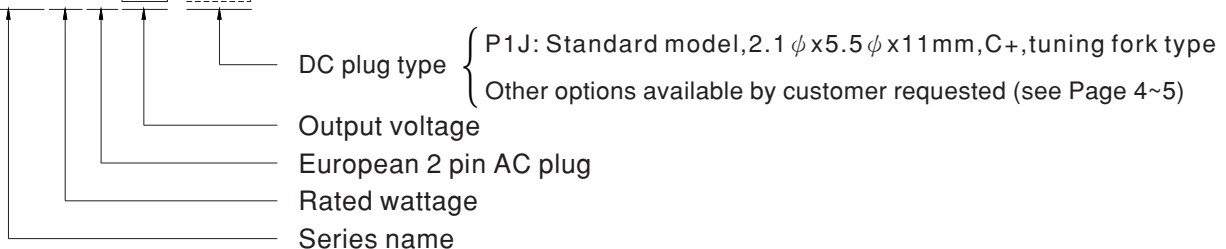
- Consumer electronic devices
- Telecommunication devices
- Office facilities
- Industrial equipments

■ Description

GST18E is a highly reliable, 18W wall-mounted style single-output green adaptor series. This product is a class II power unit (no FG), equipped with a 2-Pin standard European AC power plug, adopting the input range from 85VAC to 264VAC. The entire series supplies different models with output voltages ranging between 5VDC and 48VDC that can satisfy the demands for various types of consumer electronic devices. With the efficiency up to 89% and the extremely low no-load power consumption below 0.075W, GST18E is compliant with EU ErP, and Code of Conduct(CoC) Version 5 . The supreme feature allows the adaptor to save the energy when it is either under the operating mode or the standby mode. The entire series utilizes the 94V-0 flame retardant plastic case, providing the double insulation that effectively prevents electrical shock. GST18E is certified for the international safety regulations.

■ Model Encoding

GST 18 E 05 -P1J

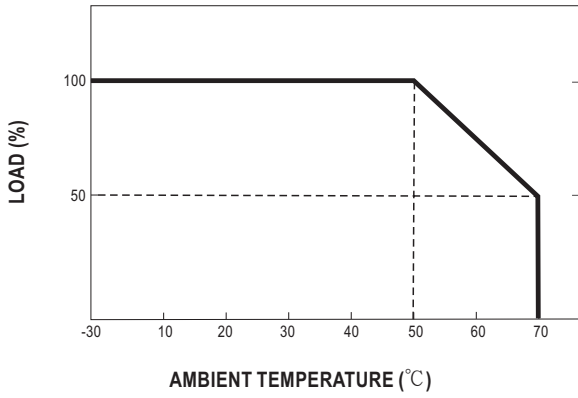




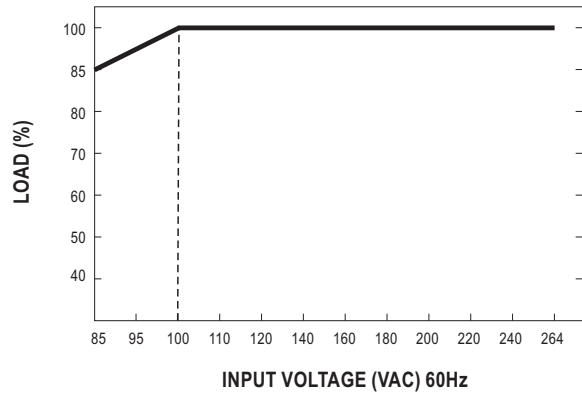
SPECIFICATION

ORDER NO.		GST18E05-P1J	GST18E07-P1J	GST18E09-P1J	GST18E12-P1J	GST18E15-P1J	GST18E18-P1J	GST18E24-P1J	GST18E28-P1J	GST18E48-P1J	
OUTPUT	SAFETY MODEL NO.	GST18E05	GST18E07	GST18E09	GST18E12	GST18E15	GST18E18	GST18E24	GST18E28	GST18E48	
	DC VOLTAGE Note.2	5V	7.5V	9V	12V	15V	18V	24V	28V	48V	
	RATED CURRENT	3.0A	2.0A	2.0A	1.50A	1.20A	1.0A	0.75A	0.64A	0.375A	
	CURRENT RANGE	0 ~ 3.0A	0 ~ 2.0A	0 ~ 2.0A	0 ~ 1.50A	0 ~ 1.20A	0 ~ 1.0A	0 ~ 0.75A	0 ~ 0.64A	0 ~ 0.375A	
	RATED POWER (max.)	15W	15W	18W	18W	18W	18W	18W	18W	18W	
	RIPPLE & NOISE (max.) Note.3	80mVp-p	80mVp-p	80mVp-p	80mVp-p	100mVp-p	150mVp-p	150mVp-p	150mVp-p	150mVp-p	
	VOLTAGE TOLERANCE Note.4	± 5.0%	± 5.0%	± 5.0%	± 3.0%	± 3.0%	± 3.0%	± 2.0%	± 2.0%	± 2.0%	
	LINE REGULATION Note.5	± 1.0%	± 1.0%	± 1.0%	± 1.0%	± 1.0%	± 1.0%	± 1.0%	± 1.0%	± 1.0%	
	LOAD REGULATION Note.6	± 5.0%	± 5.0%	± 5.0%	± 3.0%	± 3.0%	± 3.0%	± 2.0%	± 2.0%	± 2.0%	
SETUP, RISE, HOLD UP TIME	1000ms, 30ms, 50ms/230VAC 1500ms, 30ms, 15ms/115VAC at full load										
INPUT	VOLTAGE RANGE Note.7	85 ~ 264VAC									
	FREQUENCY RANGE	47 ~ 63Hz									
	EFFICIENCY (Typ.)	81%	85%	85%	86%	87%	88%	88%	88.5%	89%	
	AC CURRENT	0.5A / 115VAC		0.3A / 230VAC							
	INRUSH CURRENT (max.)	Cold start 35A / 115VAC		65A / 230VAC							
	LEAKAGE CURRENT(max.)	0.25mA / 240VAC									
PROTECTION	OVERLOAD	110 ~ 150% rated output power Protection type : Hiccup mode, recovers automatically after fault condition is removed									
	OVER VOLTAGE	110 ~ 140% rated output voltage Protection type : Clamp by zener diode, output short									
ENVIRONMENT	WORKING TEMP.	-30 ~ +70°C (Refer to "Derating Curve")									
	WORKING HUMIDITY	20% ~ 90% RH non-condensing									
	STORAGE TEMP., HUMIDITY	-40 ~ +85°C, 10 ~ 95% RH non-condensing									
	TEMP. COEFFICIENT	± 0.03% / °C (0 ~ 50°C)									
	VIBRATION	10 ~ 500Hz, 2G 10min./1cycle, period for 60min. each along X, Y, Z axes									
SAFETY & EMC (Note. 9)	SAFETY STANDARDS Note. 8	TUV EN60950-1, EAC TP TC 004 approved; SIRIM MS IEC60950-1 (optional) approved									
	WITHSTAND VOLTAGE	I/P-O/P:4242VDC									
	ISOLATION RESISTANCE	I/P-O/P:100M Ohms / 500VDC / 25°C / 70% RH									
	EMC EMISSION	Parameter	Standard						Test Level / Note		
		Conducted emission	EN55032(CISPR32), EAC TP TC 020						Class B		
		Radiated emission	EN55032(CISPR32), EAC TP TC 020						Class B		
		Harmonic current	EN61000-3-2						Class A		
	Voltage flicker	EN61000-3-3						-----			
	EMC IMMUNITY	Parameter	Standard						Test Level /Note		
		ESD	EN61000-4-2						Level 3, 8KV air; Level 2, 4KV contact		
		RF field susceptibility	EN61000-4-3						Level 2, 3V/m		
		EFT bursts	EN61000-4-4						Level 2, 1KV		
		Surge susceptibility	EN61000-4-5						Level 4, 2KV/Line-Line		
Conducted susceptibility		EN61000-4-6						Level 2, 3V			
Magnetic field immunity		EN61000-4-8						Level 2, 3A/m			
Voltage dips , interruption		EN61000-4-11						>95% dip 0. 5 periods, 30% dip 25 periods, >95% interruptions 250 periods			
OTHERS	MTBF	500Khrs min. MIL-HDBK-217F(25°C)									
	DIMENSION	79*54*33mm (L*W*H)									
	PACKING	202.5g; 60pcs/13.2Kg/1.22CUFT									
CONNECTOR	PLUG	See page 4~5 ; Other type available by customer requested									
	CABLE	See page 4~5 ; Other type available by customer requested									
NOTE	<p>1.All parameters are specified at 230VAC input, rated load, 25°C 70% RH ambient.</p> <p>2.DC voltage: The output voltage set at point measure by plug terminal & 50% load.</p> <p>3.Ripple & noise are measured at 20MHz by using a 12" twisted pair terminated with a 0.1µf & 47µf capacitor.</p> <p>4.Tolerance: includes set up tolerance, line regulation, load regulation.</p> <p>5.Line regulation is measured from low line to high line at rated load.</p> <p>6.Load regulation is measured from 10% to 100% rated load.</p> <p>7.Derating may be needed under low input voltage. Please check the derating curve for more details.</p> <p>8.The demand for Malaysia safety is processed with the order no. GST18E □ -SIRIM by request. Please contact MEAN WELL for details.</p> <p>9.The power supply is considered as an independent unit, but the final equipment still need to re-confirm that the whole system complies with the EMC directives. For guidance on how to perform these EMC tests, please refer to "EMI testing of component power supplies." (as available on http://www.meanwell.com)</p>										

■ Derating Curve

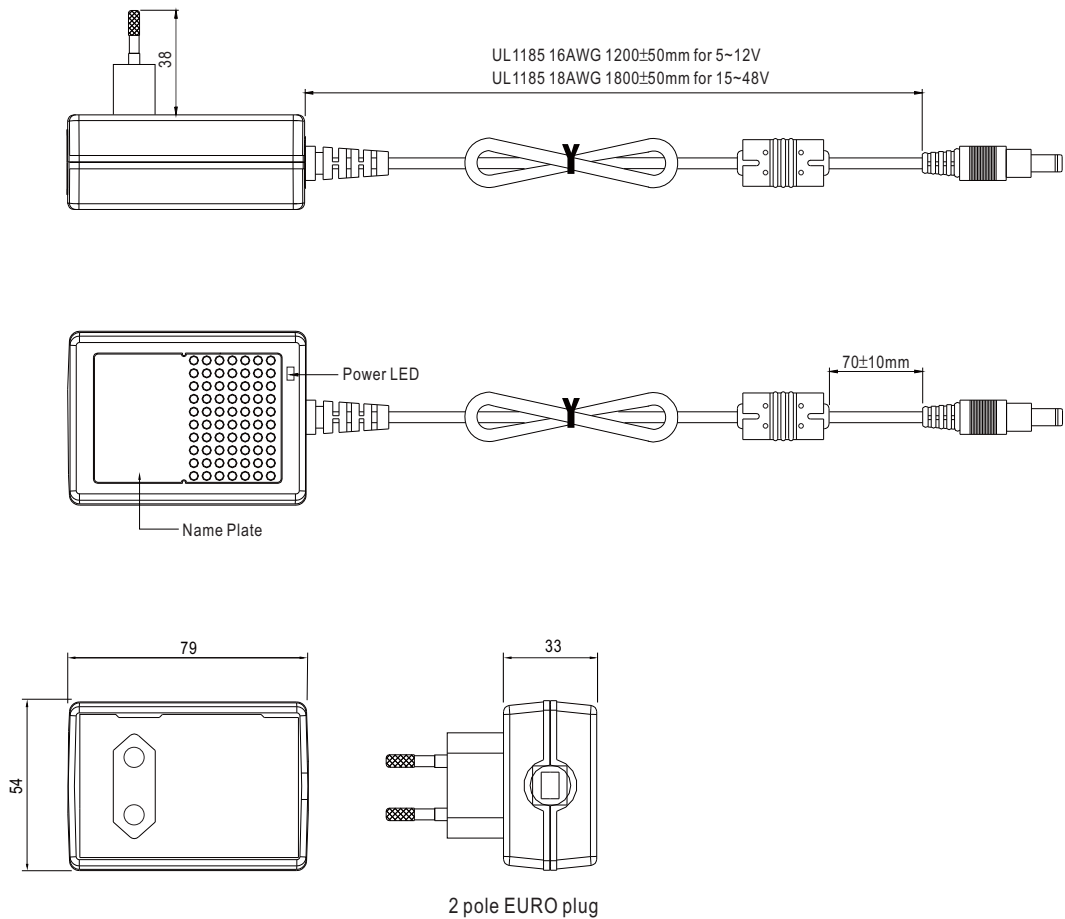


■ Static Characteristics



■ Mechanical Specification

Unit:mm





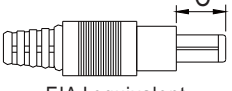


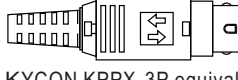





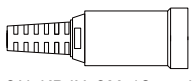







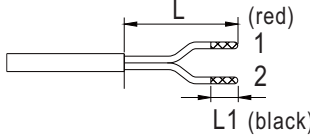
■ DC output plug

☉ Standard plug: P1J

P1J	Pin Assignment
	C ⁺⁺
	Outside ⊖ ⊕ Inside

☉ Optional DC plug:

Tuning Fork Style		Type No.	A OD	B ID	C L
	(Straight)	P1I	5.5	2.1	9.5
		P1L	5.5	2.5	9.5
	(Right-angled)	P1M	5.5	2.5	11.0
		P1IR	5.5	2.1	9.5
		P1JR	5.5	2.1	11.0
	P1LR	5.5	2.5	9.5	
	P1MR	5.5	2.5	11.0	
Barrel Style		Type No.	A OD	B ID	C L
	(Straight)	P2I	5.5	2.1	9.5
		P2J	5.5	2.1	11.0
		P2L	5.5	2.5	9.5
		P2M	5.5	2.5	11.0
	(Right-angled)	P2IR	5.5	2.1	9.5
		P2JR	5.5	2.1	11.0
		P2LR	5.5	2.5	9.5
		P2MR	5.5	2.5	11.0
Lock Style		Type No.	A OD	B ID	C L
	Locking SWITCHCRAFT original or equivalent	P2S(S761K)	5.53	2.03	12.06
		P2K(761K)	5.53	2.54	12.06
		P2C(S760K)	5.53	2.03	9.52
		P2D(760K)	5.53	2.54	9.52
Min. Pin Style		Type No.	A OD	B ID	C L
	EIAJ equivalent	P3A	2.35	0.7	11.0
		P3B	4.0	1.7	11.0
		P3C	4.75	1.7	11.0

Center Pin Style	Type No.	A	B	C	D
		OD	ID	L	Center Pin
   <p>EIAJ equivalent</p>	P4A	5.5	3.4	11.0	1.0
	P4B	6.5	4.4	11.0	1.4
	P4C	7.4	5.1	11.0	0.6
Min. DIN 3 Pin with Lock (male)	Type No.	Pin Assignment			
   <p>KYCON KPPX-3P equivalent</p>	R6B	PIN No.	Output		
		1	+Vo		
		2	-Vo		
   <p>KYCON KPPX-4P equivalent</p>	R7B	PIN No.	Output		
		1	+Vo		
		2	-Vo		
   <p>KYCON KPJX-CM-4S equivalent</p>	R7BF	PIN No.	Output		
		1	+Vo		
		2	-Vo		
  	R1B	PIN No.	Output		
		1	-Vo		
		2	-Vo		
  	R1B	3	+Vo		
		4	-Vo		
		5	+Vo		
Stripped and tinned leads	Type No.	Pin Assignment			
  <p>Length of Land L1 by request (MW's standard length, L: <u>25</u> mm, L1: <u>5</u> mm)</p>	by customer	PIN No.	Output		
		1	+Vo		
		2	-Vo		

■ Installation Manual

Please refer to : <http://www.meanwell.com/manual.html>